



# **SHAILDEVI MAHAVIDYALAYA**

## **Anda, Durg (C.G.)**

### **STUDENT FEEDBACK REPORT FOR ACADEMIC YEAR 2018-22**



**titution obtains feedback on the syllabus and its transaction at the institution from the following keholders. 2020-21**

- 1) Students**
- 2) Teachers**
- 3) Employers**
- 4) Alumni**

## Student Feed back Report Analysis is 2020-21

In the year 2020-21 feedback forms were collected from students. The feedback on five parameters were considered, which include feedback on teachers, course content, general management and conduct of institution, students' overall evaluation regarding the program offered and students views about teaching learning process.

total 376 students opined about the feedback sincerity and regularity was the criteria for students to fill the feedback form. 94 of the

form 46% opined good, 31% Very good, 18% Excellent, 8% Average and 2% Below average regarding the contents of the curriculum.

According to the students rate the present syllabus are satisfactory with present course. 88% of the students rate the benefits in the course / program and practical knowledge gained from the program with the current syllabus.

According to Feedback Feedback form 89% of the students opined yes, 2% No and 9 % Maybe teacher covered the entire syllabus Prescribed by the university.

6 of students said yes, 9 % No and 34% may be regarding covering of relevant topic beyond Syllabus.

According to feedback form , 64% students said yes, 23% student said No and 13% student said Maybe about covering of entire syllabus prescribed by the university.

According to Feedback form field by the students out of 376, 58% students opined good, 16% Excellent, 4% Fair, 20 % Very good and 2 % Poor in terms of usage of Non print teaching aids.

According to feedback form filled by our Students, 44 % opined Good, 13% Excellent 44% Very Good, 6% Fair and 1% Poor regarding effectiveness of teacher in terms of availability beyond normal classes and Co-operation to solve individual Problem.

44 % students opined very good, 13 % Excellent , 48 % good, 3% fair and 1% poor regarding effectiveness of teacher in terms overall effectiveness .

The present syllabus are satisfactory with present course you have selected?  
(Yes/No/Maybe)

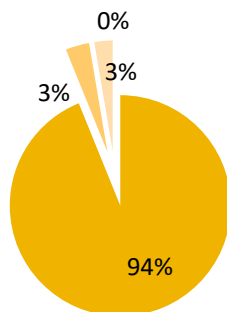
Yes	352
No	13
Maybe	10

You get benefit from the courses/programmes and practical knowledge from the present syllabus?  
(Yes/No/Maybe)

1	yes	330
2	No	14
3	Maybe	31

### Stuednt Feed back chart

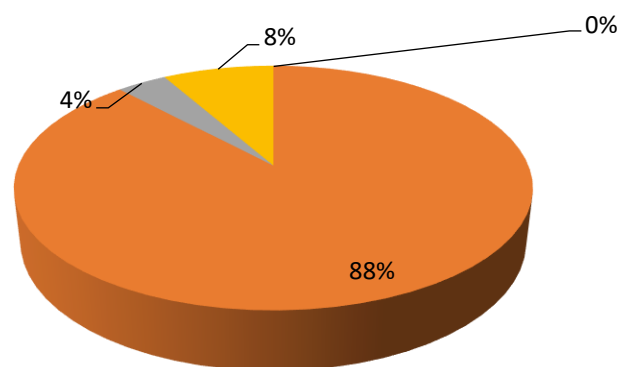
■ The present syllabus are satisfactory with present course you have selected? (Yes/No/Maybe)



### Student Feed back Chart Title

■ You get benefit from the courses/programmes and practical knowledge from the present syllabus? (Yes/No/Maybe)

■ 1 yes



**3. How do you rate the contents of the curricular?  
(Rating: 5-Excellent, 4-Very Good, 3- Good, 2- Average, 1- Below Average)**

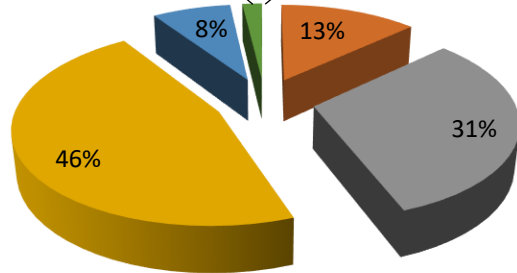
5-Excellent,	49
4-Very Good	117
3- Good,	173
2- Average,	28
1- Below Average	7

**4 Has the Teacher covered the entire Syllabus as prescribed by the university? (Yes/No/Maybe)**

1	Yes	335
2	No	7
3	Maybe	33

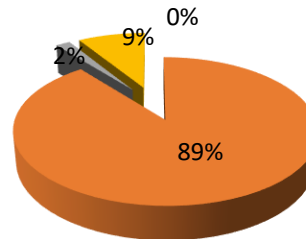
**Student Feed back Chart**

■ 3. How do you rate the contents of the curricular? (Rating: 5-Excellent, 4-Very Good, 3- Good, 2- Average,...



**Student feed back Chart**

■ 4 Has the Teacher covered the entire Syllabus as prescribed by the university? (Yes/No/Maybe)  
■ 1 Yes

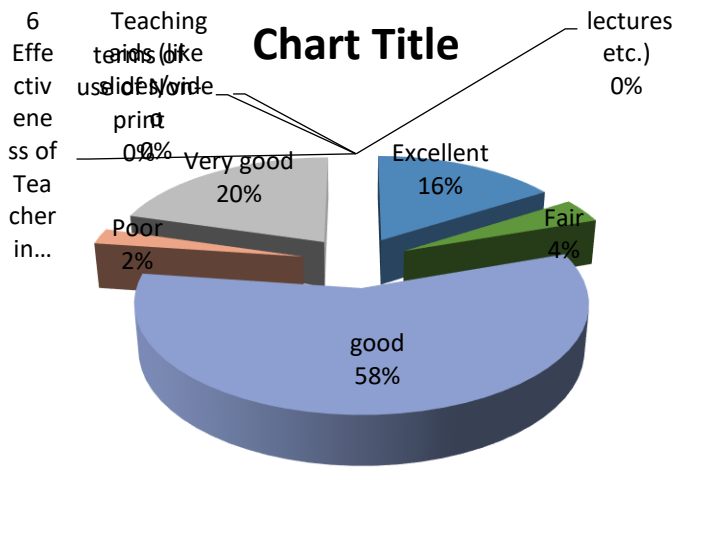
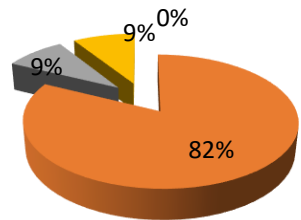


5 Has the Teacher covered relevant topics beyond Syllabus (Yes/ No/Maybe)	
yes	311
No	33
Maybe	34

6. Effectiveness of Teacher in terms of use of Non-print Teaching aids (like slides/video lectures etc.)	
Excellent	46
Fair	11
good	166
Poor	7
Very good	59

### Student feed back Chart

- 5 Has the Teacher covered relevant topics beyond Syllabus (Yes/ No/Maybe)
- yes
- No



7. Effectiveness of Teacher in terms of Availability beyond normal classes and co-operation to solve individual problems

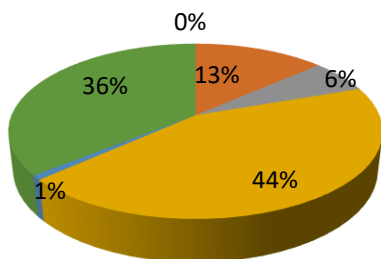
Excellent	50
Fair	23
Good	162
Poor	3
Very good	133

8. Effectiveness of Teacher in terms of Overall effectiveness.

Excellent	47
Fair	10
Good	180
Poor	3
Very good	132

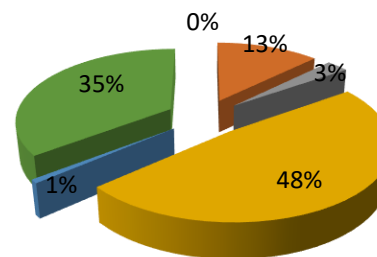
Feed back Chart

7. Effectiveness of Teacher in terms of Availability beyond normal classes and co-operation to solve individual problems



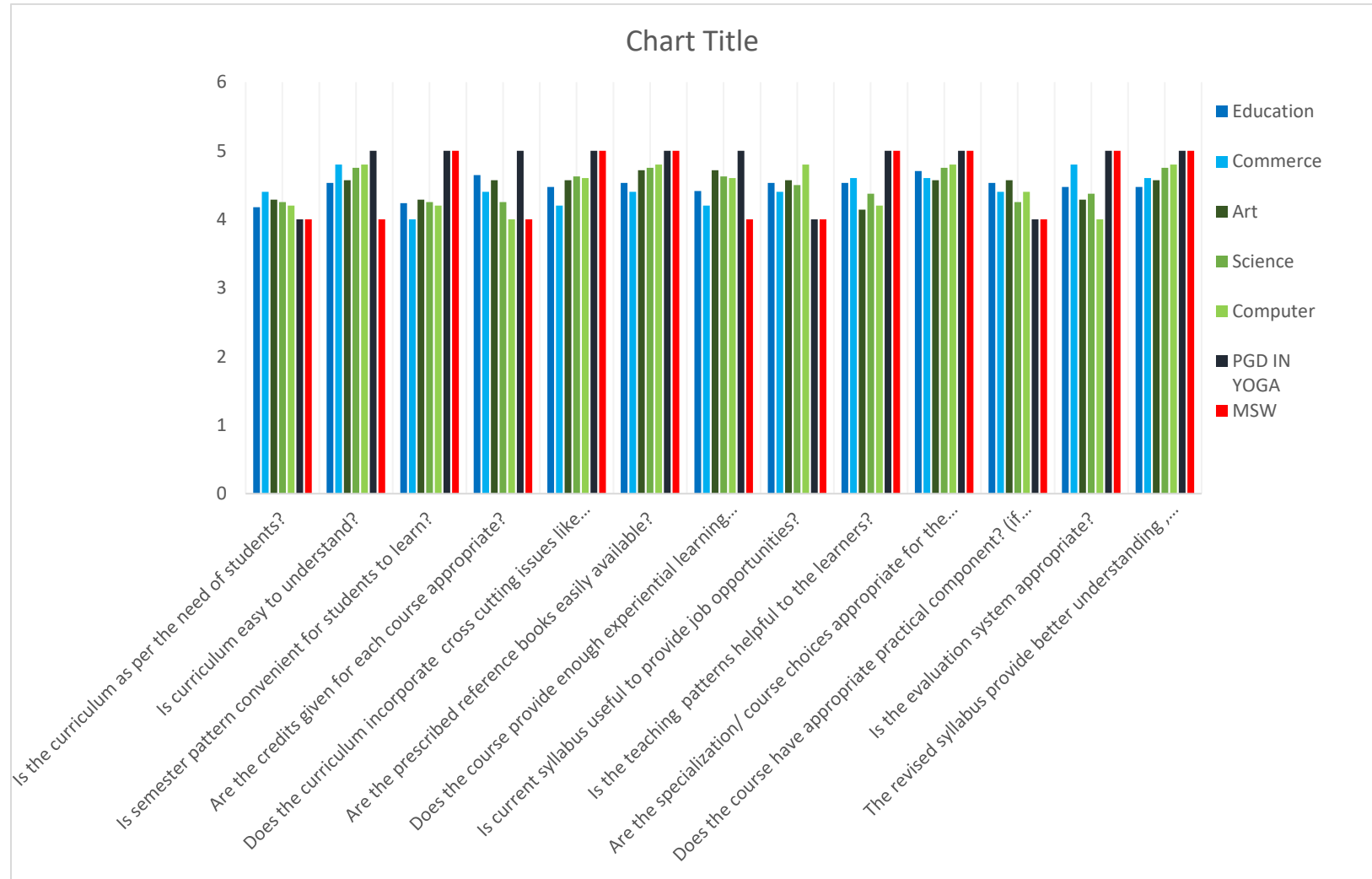
Student Feedback Chart

8. Effectiveness of Teacher in terms of Overall effectiveness



Department	Is the curriculum as per the need of students?	Is curriculum easy to understand?	Is semester pattern convenient for students to learn?	Are the credits given for each course appropriate?	Does the curriculum incorporate cross cutting issues like professional ethics , human values and environment protection?	Are the prescribed reference books easily available?	Does the course provide enough experiential learning through research, field work and project works?	Is current syllabus useful to provide job opportunities?	Is the teaching patterns helpful to the learners?	Are the specialization/ course choices appropriate for the learners?	Does the course have appropriate practical component? (if applicable)	Is the evaluation system appropriate?	The revised syllabus provide better understanding , knowledge and job opportunities to the students?
Education	4.176	4.529	4.235	4.647	4.470	4.529	4.411	4.529	4.529	4.705	4.529	4.470	4.470
Commerce	4.4	4.8	4	4.4	4.2	4.4	4.2	4.4	4.6	4.6	4.4	4.8	4.6
Art	4.285	4.571	4.285	4.571	4.571	4.714	4.714	4.571	4.142	4.571	4.571	4.285	4.571
Science	4.25	4.75	4.25	4.25	4.625	4.75	4.625	4.5	4.375	4.75	4.25	4.375	4.75
Computer	4.2	4.8	4.2	4	4.6	4.8	4.6	4.8	4.2	4.8	4.4	4	4.8
PGD IN YOGA	4	5	5	5	5	5	5	4	5	5	4	5	5
MSW	4	4	5	4	5	5	4	4	5	5	4	5	5





## **Teachers Feedback Report Analysis, Session - 2020-21**

In this year feedback form were collected from faculty members. the feedback on five parameter were considered , which include feedback on curriculum, exam pattern, credits, professional ethics, human values, environment protection , reference books, research, field work, project work, job opportunities, teaching patterns, course choices appropriate for the learners, practical components in course, evaluation system and better understanding, knowledge and also job opportunities to the students.

## Teachers Feedback Report Analysis, Session - 2020-21

S.No.	Statement	Dept. of Education	Dept. of Commerce	Dept. of Arts	Dept. of Computer	Dept. of Science	Dept. of PGD IN YOGA	Dept. of MSW
1	is the curriculum as per the need of students ?	4.17	4.4	4.28	4.2	4.25	4	4
2	Is curriculum easy to understand ?	4.52	4.8	4.57	4.8	4.75	5	4
3	Is semester pattern convenient for students to learn ?	4.23	4	4.28	4.2	4.25	5	5
4	are the credits given for each course appropriate ?	4.64	4.4	4.57	4	4.25	5	4
5	does the curriculum incorporate cross cutting issues like professional ethics, human values and environment protection?	4.47	4.2	4.57	4.6	4.62	5	5
6	Are the prescribed reference books easily available?	4.52	4.4	4.71	4.8	4.75	5	5
7	Does the course provide enough experiential learning through research, field work and project works?	4.41	4.2	4.71	4.6	4.62	5	4
8	Is current syllabus useful to provide job opportunities?	4.52	4.4	4.57	4.8	4.5	4	4
9	Is the teaching patterns helpful to the learners?	4.52	4.6	4.14	4.2	4.37	5	5
10	Are the specialization/course choices appropriate for the learners?	4.7	4.6	4.57	4.8	4.75	5	5
11	Does the course have appropriate practical component? (if applicable)	4,52	4.4	4.57	4.4	4.25	4	4
12	Is the evaluation system appropriate?	4.47	4.8	4.28	4	4.37	5	5
13	The revised syllabus provide better understanding, knowledge and job opportunities to the students?4.45	4.47	4.6	4.57	4.8	4.75	5	5

